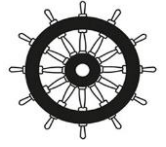


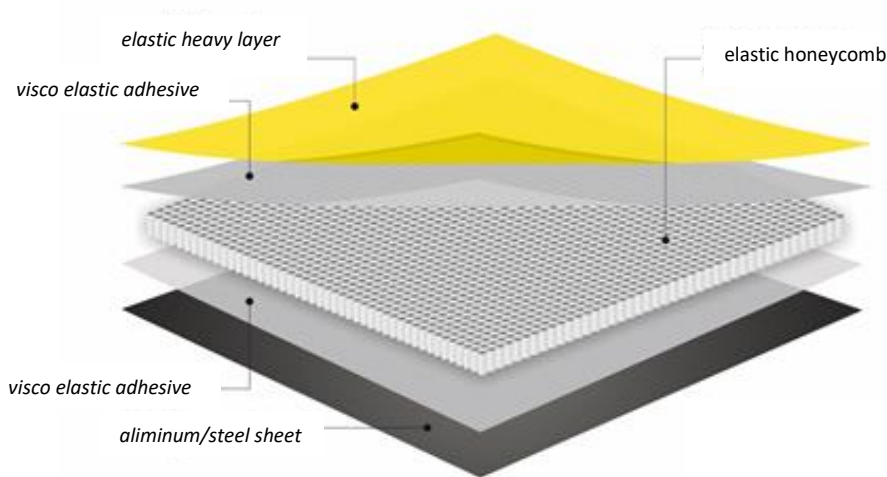
Doküman Nu. : TDS-02
Yayın Tarihi : 1.06.2023
Revizyon Nu. : 00
Revizyon Tarihi : -

**2690**

Multi-Layer Damping Tile (MDT®) STEEL & ALUMINUM

Description

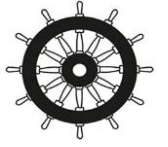
MDT® is a multi-layer air borne and structure borne noise damping material which significantly reduces the vibrations and noise levels in steel, aluminum, fiber-reinforced plastics and carbon composite surfaces. MDT® is specifically designed to provide excellent and secure damping, flexibility, lightweight and very quick installation.



MDT® consists of a combination of a honeycomb attached to a thin layer of aluminum or steel with a viscoelastic adhesive and a self-adhesive high density polymer-based heavy layer on top. MDT® is designed as self-adhesive for easy and fast application.

MDT® is ideal for damping low frequency noise and vibrations. It should be applied to at least 85% of the surface to significantly reduce vibrations and noise levels.

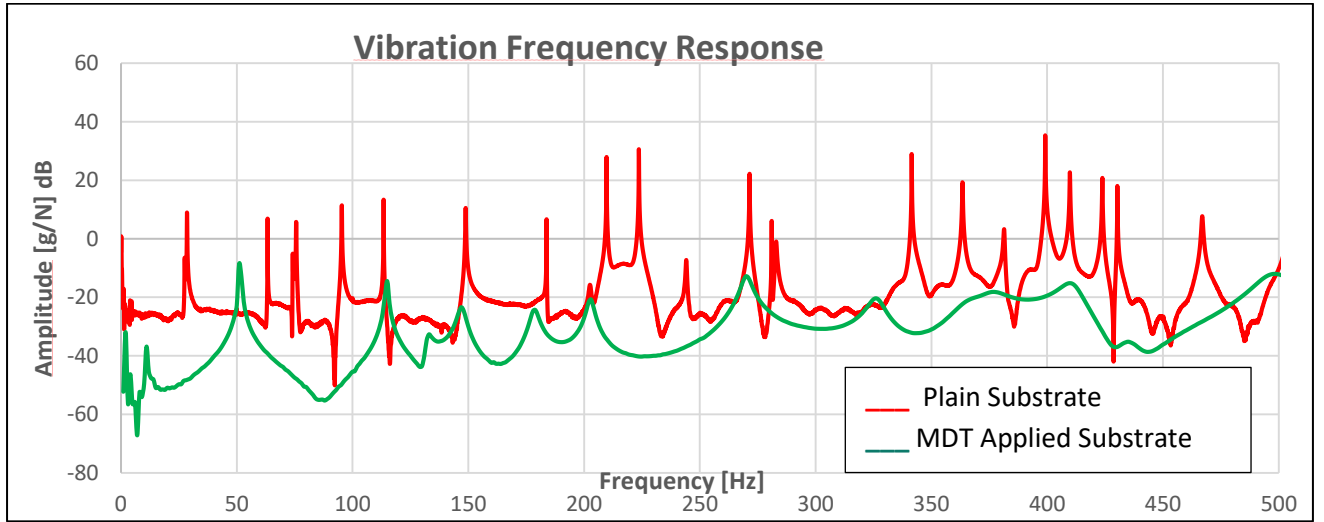
Doküman Nu. : TDS-02
 Yayın Tarihi : 1.06.2023
 Revizyon Nu. : 00
 Revizyon Tarihi : -



2690

Acoustic Properties

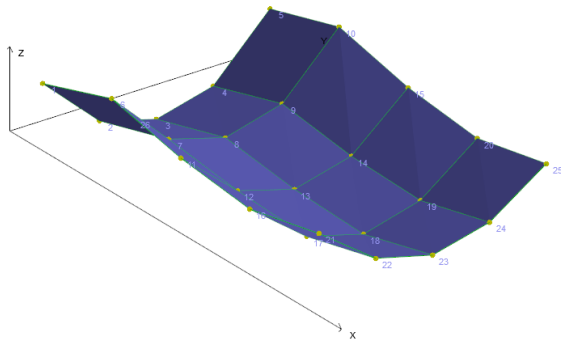
When examined Vibration Frequency Response of plain surface versus MDT applied surface, the vibrations are much more damped on the panel with MDT applied at all frequencies.



PLAIN SURFACE

Natural Frequency : 75,6 Hz.

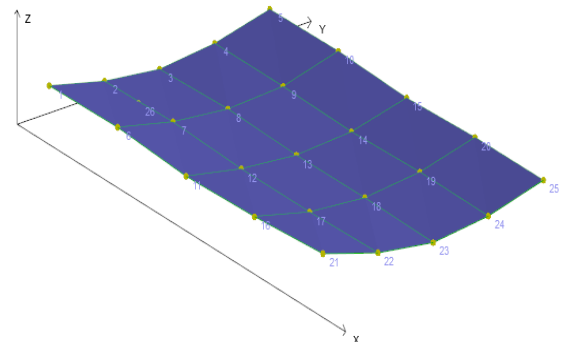
Critical Damping Ratio % : 0,03



MDT LAYERED SURFACE

Natural Frequency : 73,1 Hz.

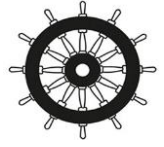
Critical Damping Ratio % : 1,07



Istim Sanayi Sitesi / Istasyon Mah.
 Yaris Cikmazi Sk. No : 3 Ic Kapi : 3
 Tuzla / Istanbul / Türkiye

Tel : +90 216 766 0620
sevket.s@noisedampingsolution.com
www.noisedampingsolution.com

Doküman Nu. : TDS-02
 Yayın Tarihi : 1.06.2023
 Revizyon Nu. : 00
 Revizyon Tarihi : -



2690

The damping ratio difference between the plain panel and the MDT layered panel in the first 10 natural frequencies is shown in the table below;

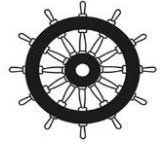
PLAIN SURFACE**MDT LAYERED SURFACE**

Mode Nu.	Natural Frequency [Hz]	Critical Damping Ratio(%)
1	63.3	0.020
2	75.6	0.030
3	95.3	0.030
4	113.4	0.013
5	138.5	0.165
6	148.8	0.056
7	209.7	0.010
8	223.7	0.009
9	244.2	0.101
10	271.5	0.009

Mode Nu.	Natural Frequency [Hz]	Critical Damping Ratio(%)
1	56.9	0.432
2	73.1	1.073
3	88.7	0.975
4	100.9	0.696
5	134.5	0.783
6	162.6	1.049
7	187.6	1.754
8	204.9	1.154
9	216.7	1.510
10	247.2	1.501

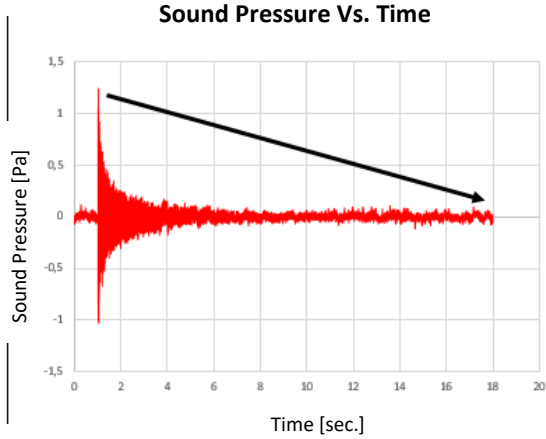
The graphs below show damping characteristic of the sound pressure signal between plain surfaces and MDT applied surfaces. It is seen that the airborne noise is damped more quickly on MDT applied surfaces than plain surfaces.

Doküman Nu. : TDS-02
Yayın Tarihi : 1.06.2023
Revizyon Nu. : 00
Revizyon Tarihi : -

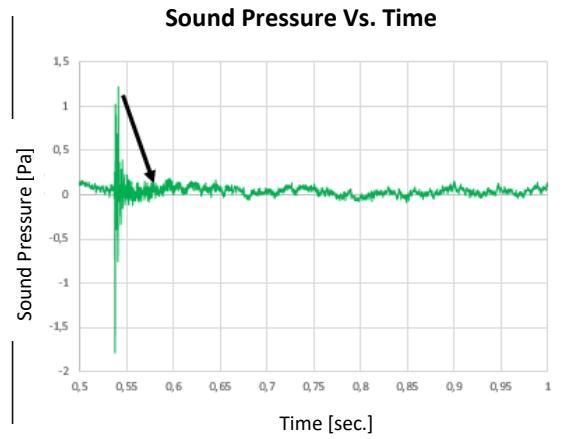


2690

PLAIN SURFACE



MDT LAYERED



Technical Data

MDT Properties

Material	Aluminum EN AW 1050 Steel Coated Steel
Dimensions	200 x 300 mm (+/- 5) Other dimensions are available on request
Thickness	6,3 mm (steel) (0.5mm. Steel+3.6 Honeycomb+1.7 Polymer Layer+0.5 Viscoelastic Layer) 6,8 mm (aluminum) (1mm. Aluminum+3.6 Honeycomb+1.7 Polymer Layer+0.5 Viscoelastic Layer) (+/- %2)
Coating/Color	Plain
Weight	9,6 kg/m ² (Steel) 8,5 kg/m ² (Aluminum)

Applications and Features

- ✚ Low frequency vibration damping of any steel, aluminum carbon composite substrate surface
- ✚ Insulates against air-borne and structural sound, impact and vibration
- ✚ A good solution for weight and thickness sensitive applications
- ✚ Can be used for vibration damping of hull, bulkhead and deck of ships
- ✚ Easy installation due to its self-adhesive feature
- ✚ Can be cut and shaped easily.
- ✚ Can also be applied on rough surfaces due to its elastic feature

Istim Sanayi Sitesi / İstasyon Mah.
Yaris Cikmazi Sk. No : 3 İc Kapi : 3
Tuzla / İstanbul / Türkiye

Tel : +90 216 766 0620
sevket.s@noisedampingsolution.com
www.noisedampingsolution.com